

## Professional cleaning that wouldn't let you down - ever!

SW8000 puts you in the driver's seat of the most advanced and innovative industrial class ride-on sweepers. With its extraordinary 2 meters wide sweeping path, SW8000 lets you sweep and clean large areas, such as parking lots, warehouses and factory floors.

And it will only take you a fraction of the time it takes a conventional sweeper. The innovative DustGuard™ misting system lets you efficiently control any dust on your way leaving a cleaner environment. SW8000 is designed with attention to details that matters to you such as better safety features, easier operator control, simple maintenance and function features that provide better performance, reliability and a lower total cost of cleaning.



<div>Choose between 4-cylinder diesel engine and LPG.</div>

- The unique DustGuard™ feature with misting nozzles sprays a fine fog of moisture to the front and side brooms, effectively controlling airborne dust for a cleaner environment.
- The main broom 1.3 meter sweeping path is the widest in the industry, providing you better performance and faster cleaning.
- With side brooms the total cleaning width of SW8000 is 2 meters.
- The strong polyethylene covers offer a high driving protection and even absorbing bumps. At the same time, they are fully recyclable in line with Nilfisk's environmental awareness policy.



Picture shown may not represent model quoted



● Standard equipment

Included accessories	Ref. no.	Min. required	SW8000 165 LPG 4-CYL	SW8000 165 D 4-CYL	SW8000 165D CAB HEATER AC
<b>Filter for Sweeping</b>					
FLTR PANEL ULTRA-WEB CELLULOSE	8-24-04139-1	1	•	•	•
<b>Main Broom</b>					
MAIN BROOM PROEX-WIRE	56507424	1	•	•	•
<b>Side Broom</b>					
 SIDE BROOM POLY 41 DEGREES	56508498	1	•	•	•
 SIDE BROOM POLYPROPYLENE	56507350	1			
<b>Light Option</b>					
AMBER STROBE CAB	56508825	1			•
AMBER STROBE NO OHG	56507038	1	•	•	
<b>Other</b>					
ARM REST RH ONLY	7-03-04250	1	•	•	•
BACK UP ALARM KIT	56507023	1	•	•	•
FOAM FILLED TIRE KIT	56507037	1	•	•	•
SWITCH KIT-OPERATOR PRESENCE	56107668	1	•	•	•
TILT STEERING OPTION	56107810	1	•	•	•



## Professional cleaning that wouldn't let you down - ever!

## ● Standard equipment

Included accessories	Ref. no.	Min. required	SW8000 165D CAB HEATER	SW8000 165LPG CAB HEATER AC	SW8000 165LPG CAB HEATER
<b>Filter for Sweeping</b>					
FLTR PANEL ULTRA-WEB CELLULOSE	8-24-04139-1	1	•	•	•
<b>Main Broom</b>					
MAIN BROOM PROEX-WIRE	56507424	1	•	•	•
<b>Side Broom</b>					
 SIDE BROOM POLY 41 DEGREES	56508498	1	•	•	•
 SIDE BROOM POLYPROPYLENE	56507350	1			
<b>Light Option</b>					
AMBER STROBE CAB	56508825	1	•	•	•
AMBER STROBE NO OHG	56507038	1			
<b>Other</b>					
ARM REST RH ONLY	7-03-04250	1	•	•	•
BACK UP ALARM KIT	56507023	1	•	•	•
FOAM FILLED TIRE KIT	56507037	1	•	•	•
SWITCH KIT-OPERATOR PRESENCE	56107668	1	•	•	•
TILT STEERING OPTION	56107810	1	•	•	•

Model	SW8000 165 LPG 4-CYL	SW8000 165 D 4-CYL	SW8000 165D CAB HEATER AC
Ref. no.	56107512	56107513	56383690

## PRODUCT FEATURES

Adjustable steering and seat	•	•	•
Fuel gauge	•	•	•
Headlights	•	•	•
Amber safety beacon	•	•	•
Ergonomic driver seat	•	•	•
Parking brake	•	•	•
Variable high dump system	•	•	•
One-Touch™ control panel	•	•	•



## Professional cleaning that wouldn't let you down - ever!

Model	SW8000 165D CAB HEATER	SW8000 165LPG CAB HEATER AC	SW8000 165LPG CAB HEATER
Ref. no.	56383691	56383692	56383693

## PRODUCT FEATURES

Adjustable steering and seat	•	•	•
Fuel gauge	•	•	•
Headlights	•	•	•
Amber safety beacon	•	•	•
Ergonomic driver seat	•	•	•
Parking brake	•	•	•
Variable high dump system	•	•	•
One-Touch™ control panel	•	•	•

Technical specifications	SW8000 165 LPG 4-CYL	SW8000 165 D 4-CYL	SW8000 165D CAB HEATER AC
Motor power source	LPG	Diesel	Diesel
Motorbrand	Kubota	Kubota	Kubota
Motor type	WG1605	V1505D	V1505D
Max. speed (km/h)	15	15	15
Sound pressure level (dB(A))	80.6	82.8	82.8
Productivity main broom theoretical/actual (m <sup>2</sup> /h)	18850/13195	18850/13195	18850/13195
Productivity 1 side broom theoretical/actual (m <sup>2</sup> /h)	23925/16750	23925/16750	23925/16750
Productivity 2 side brooms theoretical/actual (m <sup>2</sup> /h)	29000/20300	29000/20300	29000/20300
Working width with right side broom (mm)	1650	1650	1650
Working width with 2 side brooms (mm)	2000	2000	2000
Min. turn-around aisle width (cm)	277	277	277
Max. climbing rate (%)	20	20	20
Water tank capacity (l)	53	53	53
Hopper volume (l)	400	400	400
Max. dumping height (cm)	152	152	152
Max. dumping weight (kg)	454	454	454
Main filter type	ULTRA WEB	ULTRA WEB	ULTRA WEB
Main filter area (m <sup>2</sup> )	9	9	9
Front tyres Ø (cm)	53	53	53
Rear tyres Ø (cm)	46	46	46
Main broom (mm)	1300	1300	1300
Length x width x height (mm)	2410x1630x1500	2410x1630x1500	2410x1630x1500
Height with overhead guard (cm)	206	206	
Gross weight (gvw) (kg)	2007	2007	2165



## Professional cleaning that wouldn't let you down - ever!

Technical specifications	SW8000 165 LPG 4-CYL	SW8000 165 D 4-CYL	SW8000 165D CAB HEATER AC
Net weight (kg)	1395	1395	1553
Operating weight (kg)	1427	1435	1593

Technical specifications	SW8000 165D CAB HEATER	SW8000 165LPG CAB HEATER AC	SW8000 165LPG CAB HEATER
Motor power source	Diesel	LPG	LPG
Motorbrand	Kubota	Kubota	Kubota
Motor type	V1505D	WG1605	WG1605
Max. speed (km/h)	15	15	15
Sound pressure level (dB(A))	82.8	80.6	80.6
Productivity main broom theoretical/actual (m <sup>2</sup> /h)	18850/13195	18850/13195	18850/13195
Productivity 1 side broom theoretical/actual (m <sup>2</sup> /h)	23925/16750	23925/16750	23925/16750
Productivity 2 side brooms theoretical/actual (m <sup>2</sup> /h)	29000/20300	29000/20300	29000/20300
Working width with right side broom (mm)	1650	1650	1650
Working width with 2 side brooms (mm)	2000	2000	2000
Min. turn-around aisle width (cm)	277	277	277
Max. climbing rate (%)	20	20	20
Water tank capacity (l)	53	53	53
Hopper volume (l)	400	400	400
Max. dumping height (cm)	152	152	152
Max. dumping weight (kg)	454	454	454
Main filter type	ULTRA WEB	ULTRA WEB	ULTRA WEB
Main filter area (m <sup>2</sup> )	9	9	9
Front tyres Ø (cm)	53	53	53
Rear tyres Ø (cm)	46	46	46
Main broom (mm)	1300	1300	1300
Length x width x height (mm)	2410x1630x1500	2410x1630x1500	2410x1630x1500
Height with overhead guard (cm)			
Gross weight (gvw) (kg)	2165	2165	2165
Net weight (kg)	1553	1553	1553
Operating weight (kg)	1593	1585	1585

● Standard equipment, ○ Supplementary accessories, □ Mountable equipment

Accessories	Ref. no.	Min. required	SW8000 165 LPG 4-CYL	SW8000 165 D 4-CYL	SW8000 165D CAB HEATER AC
<b>Guard Option</b>					
FRONT BUMPER KIT	56107612	1	□	□	□
LEFT SIDE BROOM GUARD KIT	56508365	1	□	□	□
OVERHEAD GUARD KIT	56507394	1	□	□	





## Professional cleaning that wouldn't let you down - ever!

Accessories		Ref. no.	Min. required	SW8000 165 LPG 4-CYL	SW8000 165 D 4-CYL	SW8000 165D CAB HEATER AC
	RIGHT SIDE BROOM GUARD KIT	56508364	1	□	□	□
<b>Main Broom</b>						
	BROOM CHEVRON MAIN-PROPE	56107638	1	○	○	○
	MAIN BROOM NYLON	56507345	1	○	○	○
	MAIN BROOM POLYPROPYLENE	56507343	1	○	○	○
	MAIN BROOM POLYPRO-WIRE-12 ROW	56507344	1	○	○	○
	MAIN BROOM PROEX	56507346	1	○	○	○
	MAIN BROOM PROEX-WIRE	56507424	1	●	●	●
	MAIN BROOM PROEX-WIRE-12 ROW	56507342	1	○	○	○
	MAIN BROOM PROEX-WIRE CHEVRON	56507340	1	○	○	○
<b>Other</b>						
	ARM REST RH ONLY	7-03-04250	1	●	●	●
	BACK UP ALARM KIT	56507023	1	●	●	●
	FIRE EXTINGUISHER KIT	56510605	1	□	□	
	FLOOR MAT KIT	56508433	1	□	□	□
	FOAM FILLED TIRE KIT	56507037	1	●	●	●
	HOPPER BOTTOM PLATE KIT	56508889	1	□	□	□
	HOPPER TEMP SENSOR KIT	56507029	1	□	□	□
	LEFT HAND SIDE BROOM OPTION	56107803	1	□	□	□
	LITTER VAC KIT	56507030	1	□	□	□
	MIST SPRAY KIT	56507850	1	□	□	□
	NOZZLE SPRAY .10	56508709	1	□	□	□
	PLUGGED FILTER SWITCH KIT	56507036	1	□	□	□
	RAISED INTAKE FILTER CAB	56508826	1			□
	RAISED INTAKE FILTER NO OHG	56507033	1	□	□	
	SEAT BELT KIT- STANDARD SEAT	56383455	1	□	□	□
	SIDE BROOM SPEED CONTROL-KIT	56107809	1	□	□	□
	SOLID TIRE KIT	56508873	1	□	□	□
	SUSPENSION SEAT KIT	56507040	1	□	□	□
	SWITCH KIT-OPERATOR PRESENCE	56107668	1	●	●	●



Professional cleaning that wouldn't let you down - ever!




Accessories	Ref. no.	Min. required	SW8000 165 LPG 4-CYL	SW8000 165 D 4-CYL	SW8000 165D CAB HEATER AC
TILT STEERING OPTION	56107810	1	●	●	●
<b>Filter for Sweeping</b>					
FILTER PANEL POLY HIGH FLOW	56382789	1	○	○	○
FLTR PANEL ULTRA-WEB CELLULOSE	8-24-04139-1	1	●	●	●
<b>Light Option</b>					
AMBER STROBE CAB	56508825	1			●
AMBER STROBE FOR OHG	56507039	1	□	□	
AMBER STROBE NO OHG	56507038	1	●	●	
WORK LIGHT KIT	56507034	1	□	□	□
<b>Side Broom</b>					
SIDE BROOM FLAT WIRE	56507352	1	○	○	○
SIDE BROOM NYLON	56507351	1	○	○	○
SIDE BROOM NYLON 41 DEGREES	56508499	1	○	○	○
 SIDE BROOM POLY 41 DEGREES	56508498	1	●	●	●
 SIDE BROOM POLYPROPYLENE	56507350	1	○	○	○

● Standard equipment, ○ Supplementary accessories, □ Mountable equipment

Accessories	Ref. no.	Min. required	SW8000 165D CAB HEATER	SW8000 165LPG CAB HEATER AC	SW8000 165LPG CAB HEATER
<b>Guard Option</b>					
FRONT BUMPER KIT	56107612	1	□	□	□
LEFT SIDE BROOM GUARD KIT	56508365	1	□	□	□
OVERHEAD GUARD KIT	56507394	1			
RIGHT SIDE BROOM GUARD KIT	56508364	1	□	□	□
<b>Main Broom</b>					
BROOM CHEVRON MAIN-PROPE	56107638	1	○	○	○
MAIN BROOM NYLON	56507345	1	○	○	○
MAIN BROOM POLYPROPYLENE	56507343	1	○	○	○
MAIN BROOM POLYPRO-WIRE-12 ROW	56507344	1	○	○	○
MAIN BROOM PROEX	56507346	1	○	○	○
MAIN BROOM PROEX-WIRE	56507424	1	●	●	●
MAIN BROOM PROEX-WIRE-12 ROW	56507342	1	○	○	○
MAIN BROOM PROEX-WIRE CHEVRON	56507340	1	○	○	○





## Professional cleaning that wouldn't let you down - ever!

Accessories	Ref. no.	Min. required	SW8000 165D CAB HEATER	SW8000 165LPG CAB HEATER AC	SW8000 165LPG CAB HEATER
<b>Other</b>					
	ARM REST RH ONLY	7-03-04250	1	•	•
	BACK UP ALARM KIT	56507023	1	•	•
	FIRE EXTINGUISHER KIT	56510605	1		
	FLOOR MAT KIT	56508433	1	□	□
	FOAM FILLED TIRE KIT	56507037	1	•	•
	HOPPER BOTTOM PLATE KIT	56508889	1	□	□
	HOPPER TEMP SENSOR KIT	56507029	1	□	□
	LEFT HAND SIDE BROOM OPTION	56107803	1	□	□
	LITTER VAC KIT	56507030	1	□	□
	MIST SPRAY KIT	56507850	1	□	□
	NOZZLE SPRAY .10	56508709	1	□	□
	PLUGGED FILTER SWITCH KIT	56507036	1	□	□
	RAISED INTAKE FILTER CAB	56508826	1	□	□
	RAISED INTAKE FILTER NO OHG	56507033	1		
	SEAT BELT KIT- STANDARD SEAT	56383455	1	□	□
	SIDE BROOM SPEED CONTROL-KIT	56107809	1	□	□
	SOLID TIRE KIT	56508873	1	□	□
	SUSPENSION SEAT KIT	56507040	1	□	□
	SWITCH KIT-OPERATOR PRESENCE	56107668	1	•	•
	TILT STEERING OPTION	56107810	1	•	•
<b>Filter for Sweeping</b>					
	FILTER PANEL POLY HIGH FLOW	56382789	1	○	○
	FLTR PANEL ULTRA-WEB CELLULOSE	8-24-04139-1	1	•	•
<b>Light Option</b>					
	AMBER STROBE CAB	56508825	1	•	•
	AMBER STROBE FOR OHG	56507039	1		
	AMBER STROBE NO OHG	56507038	1		
	WORK LIGHT KIT	56507034	1	□	□
<b>Side Broom</b>					



Professional cleaning that wouldn't let you down - ever!

Accessories		Ref. no.	Min. required	SW8000 165D CAB HEATER	SW8000 165LPG CAB HEATER AC	SW8000 165LPG CAB HEATER
	SIDE BROOM FLAT WIRE	56507352	1	○	○	○
	SIDE BROOM NYLON	56507351	1	○	○	○
	SIDE BROOM NYLON 41 DEGREES	56508499	1	○	○	○
	SIDE BROOM POLY 41 DEGREES	56508498	1	●	●	●
	SIDE BROOM POLYPROPYLENE	56507350	1	○	○	○

